

Scaled data based on original data using  
LM-79-08 Approved Method: Electrical and Photometric Measurements of Solid-  
State Lighting Products

Test Report Prepared for  
Cooper Lighting Solutions  
(formerly Eaton)

Brand: INVUE

Report Number: P141703

Luminaire Tested: **ECM-F01-LED-E1-T2-8030**

Issue Date: 03/03/2020

**Test Information**

Test Method: LM-79-08  
Report Number: P141703  
REPORT IS SCALED FROM IESNA LM-79-08 TEST DATA (P33682)  
Test Lab: INNOVATION CENTER-P3  
Issue Date: 03/03/2020  
Manufacturer: COOPER LIGHTING SOLUTIONS (FORMERLY EATON)  
Product Line: INVUE  
Catalog Number: ECM-F01-LED-E1-T2-8030  
Description: EPIC CLASSICAL MEDIUM DECORATIVE LED LUMINAIRE  
(1) LIGHTBARS WITH AccuLED OPTICS - TYPE 2  
Light Source: (7) 3000K CCT, 80 CRI LEDs  
Ballast/Driver: -

**Summary**

Lumens per Lamp: N/A  
Luminaire Lumens: 2054 lumens  
Efficiency: N/A  
Efficacy: 79.3 lumens/watt  
Luminous Opening: Rectangular (W 0.17' x L: 1' x H: 0')  
IES Classification: Type II - Short - Semi-Cutoff  
BUG Rating: B1 - U0 - G1

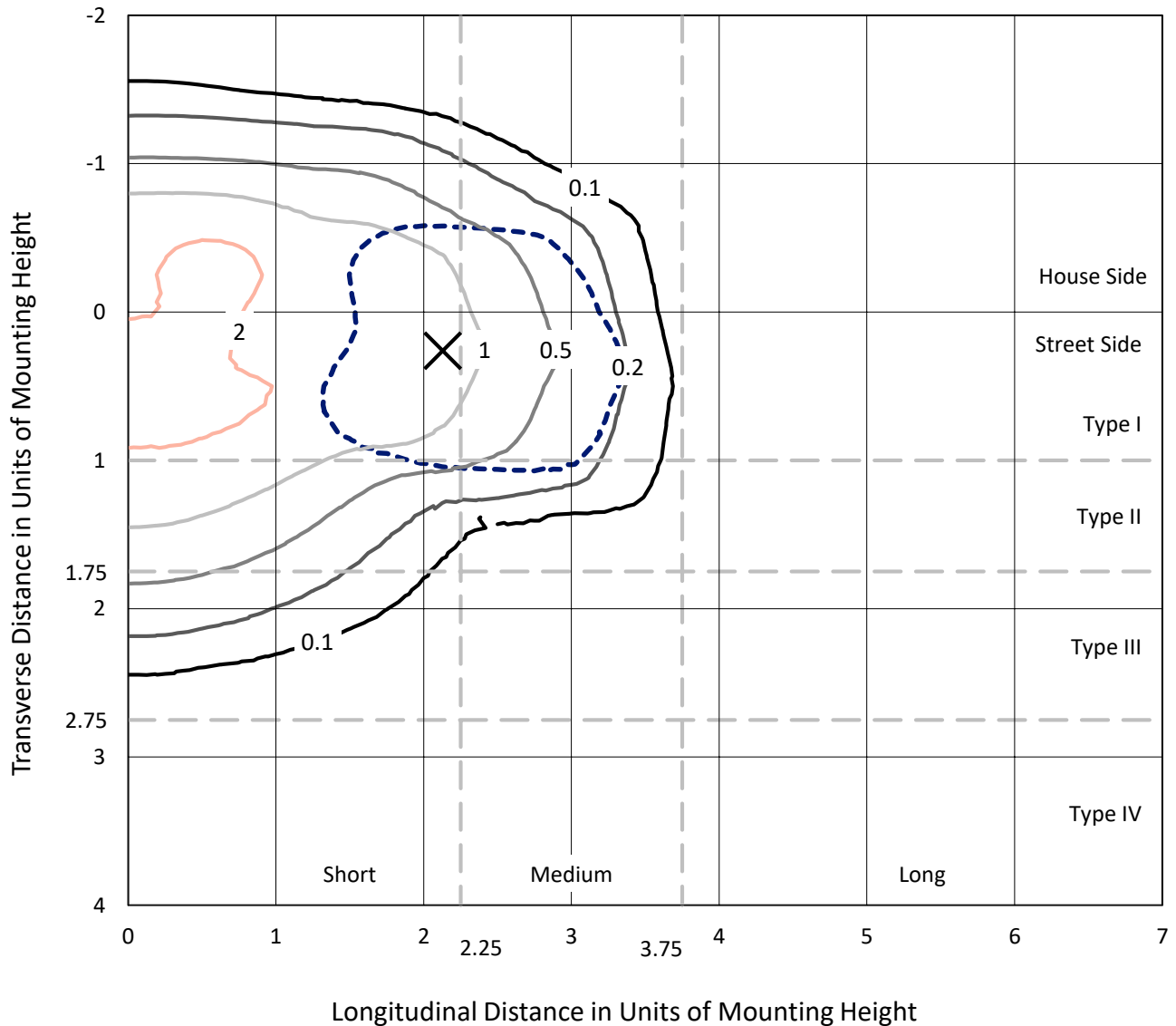
Input Watts (W): 25.9  
Input Voltage (V): NR  
Input Current (Ain): NR  
Voltage Rise (V): NR  
Power Factor: NR  
Total Harmonic Distortion (THDi): NR  
Frequency (hertz): 60  
Stabilization Time: NR  
Operation Time: NR  
Ambient Temperature (°C): NR  
Test Distance: 25 FT



REPORT NUMBER: P141703  
 CATALOG NUMBER: ECM-F01-LED-E1-T2-8030

### Iso-Footcandle Lines of Horizontal Illumination

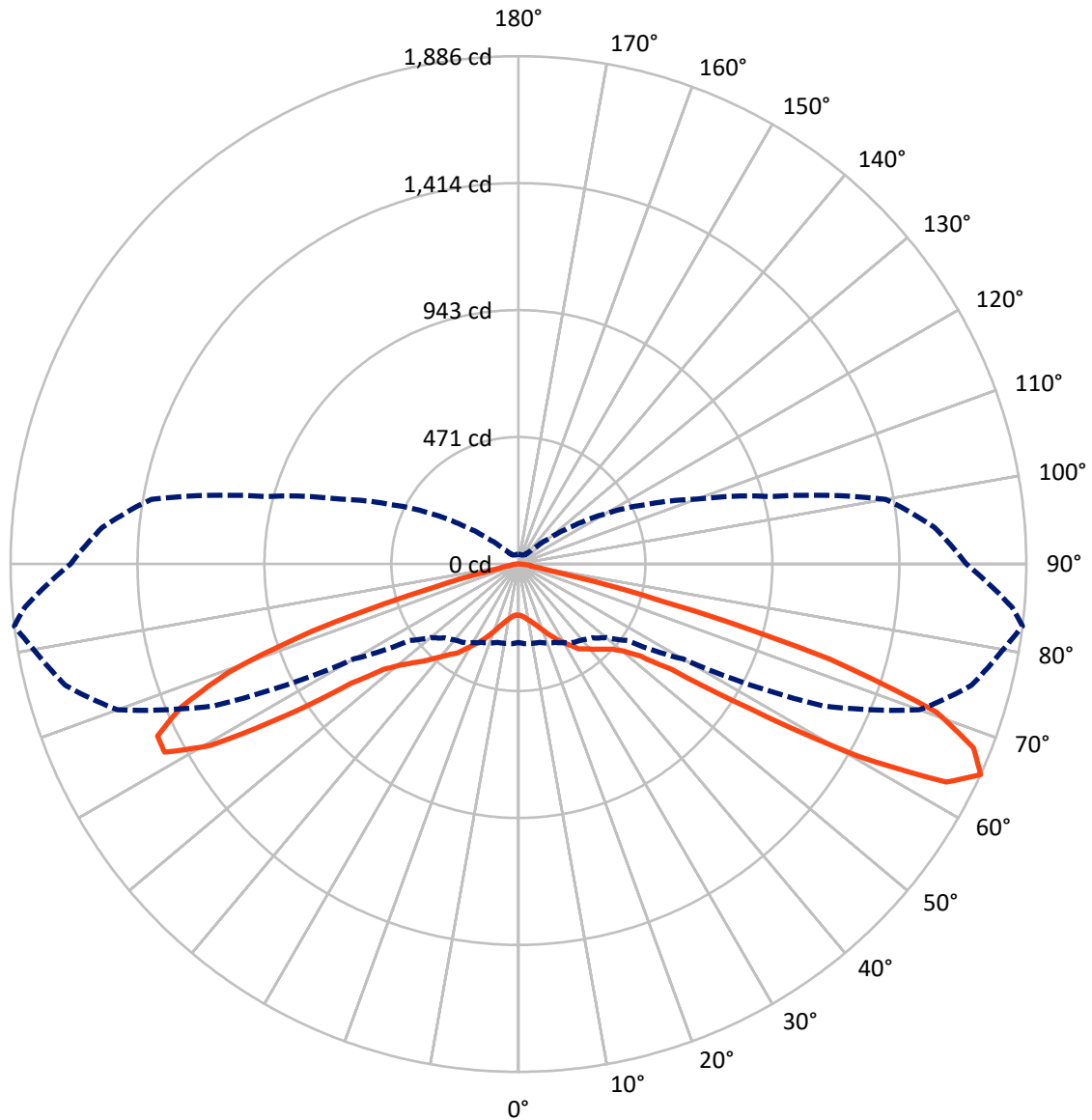
× Max cd  
 - - - 1/2 Max cd



Based on 10 foot mounting height. Maximum calculated value = 2.4 fc  
 Type II - Short - Semi-Cutoff

REPORT NUMBER: P141703  
CATALOG NUMBER: ECM-F01-LED-E1-T2-8030

### Luminous Intensity Polar Plot



— Vertical Plane Through 83-Deg Lateral      - - - Horizontal Cone Through 65-Deg Vertical

REPORT NUMBER: P141703

CATALOG NUMBER: ECM-F01-LED-E1-T2-8030

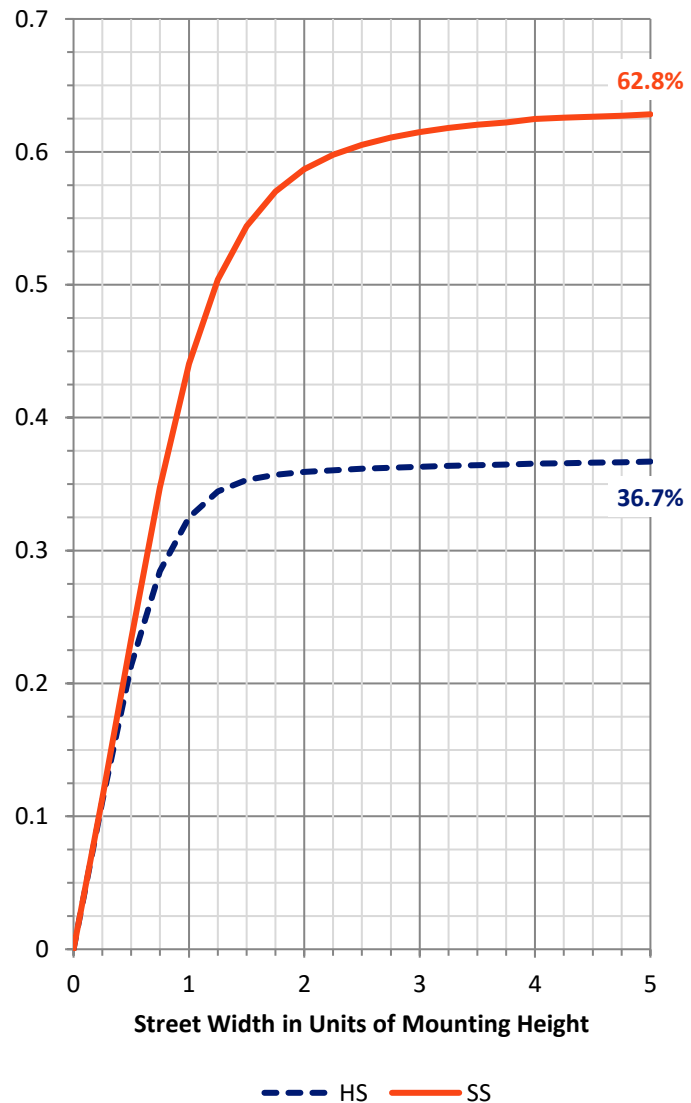
**FLUX DISTRIBUTION:**

		Downward	Upward	Total
<b>House Side</b>	Lumens	761.9	0.0	761.9
	% Fixture	37.1	0.0	37.1
<b>Street Side</b>	Lumens	1292.1	0.0	1292.1
	% Fixture	62.9	0.0	62.9
<b>Total</b>	Lumens	2054.0	0.0	2054.0
	% Fixture	100.0	0.0	100.0

**Coefficient of Utilization**

**ZONAL LUMENS:**

Zone	Lumens	% Fixture
0°-10°	19.1	0.9
10°-20°	67.0	3.3
20°-30°	132.5	6.4
30°-40°	228.0	11.1
40°-50°	343.9	16.7
50°-60°	478.6	23.3
60°-70°	552.4	26.9
70°-80°	200.7	9.8
80°-90°	31.9	1.6
90°-100°	0.0	0.0
100°-110°	0.0	0.0
110°-120°	0.0	0.0
120°-130°	0.0	0.0
130°-140°	0.0	0.0
140°-150°	0.0	0.0
150°-160°	0.0	0.0
160°-170°	0.0	0.0
170°-180°	0.0	0.0
0°-90°	2054.0	100.0
0°-180°	2054.0	100.0



REPORT NUMBER: P141703

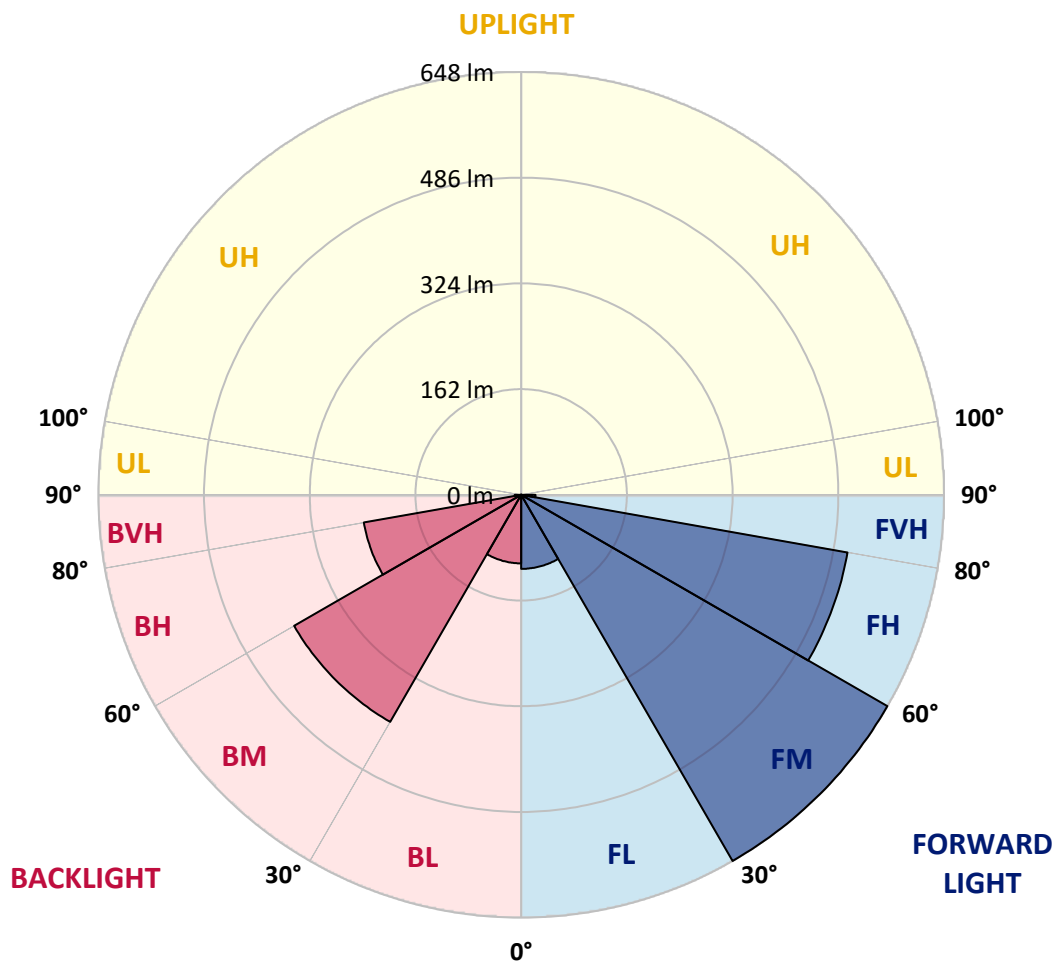
CATALOG NUMBER: ECM-F01-LED-E1-T2-8030

**LUMINAIRE CLASSIFICATION SYSTEM LUMEN TABLE AND BUG RATING:**

Zone		Lumens	% Fixture	Zone Rating/Lumen Limit		
				B	U	G
FL	(0°-30°)	113.6	5.5			
FM	(30°-60°)	648.4	31.6			
FH	(60°-80°)	508.2	24.7			G0/660
FVH	(80°-90°)	22.0	1.1			G1/100
BL	(0°-30°)	105.1	5.1	B0/110		
BM	(30°-60°)	402.0	19.6	B1/1000		
BH	(60°-80°)	245.0	11.9	B1/500		G1/500
BVH	(80°-90°)	9.9	0.5			G0/10
UL	(90°-100°)	0.0	0.0		U0/0	
UH	(100°-180°)	0.0	0.0		U0/0	

**BUG Rating: B1-U0-G1**

Type II Short





REPORT NUMBER: P141703

CATALOG NUMBER: ECM-F01-LED-E1-T2-8030

**CANDELA DISTRIBUTION (FULL):**

	0°	5°	10°	15°	20°	25°	30°	35°	40°	45°	50°
0°	190.2	190.2	190.2	190.2	190.2	190.2	190.2	190.2	190.2	190.2	190.2
2.5°	199.5	200.0	199.5	199.5	199.3	199.0	199.0	198.8	198.3	197.9	197.6
5°	210.4	210.6	209.9	209.9	210.2	209.9	209.3	209.5	207.6	206.9	206.5
7.5°	222.5	223.2	222.3	221.8	221.6	221.1	220.4	219.2	217.8	216.7	216.0
10°	236.2	236.9	236.4	235.5	234.1	233.4	232.7	230.9	229.2	227.4	226.0
12.5°	252.5	252.7	252.2	250.4	249.4	247.3	245.0	242.9	240.6	237.8	235.5
15°	268.5	268.7	268.0	266.2	265.0	262.4	259.2	256.4	252.5	249.2	246.2
17.5°	280.8	281.2	279.9	278.5	276.8	273.6	270.6	267.3	263.1	259.7	256.6
20°	285.0	285.7	284.7	284.0	283.1	281.5	278.5	275.7	272.0	269.4	267.1
22.5°	283.1	283.8	283.3	283.3	283.3	283.1	281.7	281.0	278.7	277.5	277.1
25°	280.3	281.0	280.6	281.0	281.9	283.1	283.1	284.5	284.3	286.1	287.3
27.5°	287.5	288.0	286.8	286.8	287.8	289.6	289.1	291.9	292.4	296.1	299.6
30°	312.6	312.6	310.7	308.9	309.6	309.1	308.7	310.5	310.5	314.0	315.6
32.5°	350.0	347.4	347.2	347.0	345.3	346.5	342.8	343.0	341.4	341.9	341.2
35°	391.1	390.9	389.9	389.5	388.8	392.3	389.5	391.8	386.0	383.9	380.0
37.5°	427.1	428.0	428.7	432.2	433.8	440.8	442.4	443.6	437.5	437.8	429.0
40°	463.3	464.5	467.0	473.3	478.0	484.5	487.5	492.4	492.8	493.8	487.3
42.5°	502.8	501.0	504.4	512.3	518.1	524.6	528.6	537.6	542.8	545.3	546.2
45°	534.6	532.5	534.2	538.8	544.2	552.5	561.1	574.6	585.5	597.3	603.8
47.5°	551.1	551.6	552.7	555.5	559.2	567.4	579.5	596.6	614.3	633.3	650.3
50°	556.5	556.7	558.3	561.1	564.6	573.2	585.7	605.2	626.6	653.3	679.3
52.5°	558.1	557.2	558.8	560.2	562.5	569.7	581.5	602.0	626.1	658.4	697.0
55°	552.0	550.9	553.7	555.5	557.4	563.2	572.3	591.1	616.1	652.8	703.2
57.5°	528.8	529.1	533.0	537.9	542.8	550.7	562.5	580.4	605.2	641.5	697.9
60°	489.6	488.9	493.8	499.8	508.2	520.7	535.3	553.4	574.1	604.3	659.8
62.5°	418.3	421.1	422.7	431.7	432.2	450.1	459.6	477.7	495.4	518.6	568.5
65°	291.2	297.3	298.9	301.2	312.1	321.4	336.8	355.8	367.4	387.8	425.0
67.5°	181.4	185.8	186.0	192.1	201.6	212.3	224.1	243.4	261.0	264.3	282.9
70°	150.5	150.7	154.0	158.4	165.8	176.7	188.4	201.8	217.8	228.1	226.2
72.5°	124.7	126.1	128.4	132.8	141.0	150.7	165.6	182.8	202.8	223.2	241.3
75°	83.6	85.9	86.6	88.7	92.7	101.5	112.6	128.9	154.7	185.1	223.7
77.5°	44.4	44.8	46.4	48.1	50.2	55.5	62.7	71.1	88.0	114.3	159.6
80°	22.5	23.5	24.6	25.8	25.5	26.9	29.0	32.7	38.6	50.2	72.2
82.5°	8.1	10.5	13.7	15.3	15.3	15.8	16.5	17.2	16.7	18.6	23.2
85°	3.7	4.2	5.3	8.4	8.6	8.6	8.6	9.1	8.6	7.7	9.1
87.5°	0.0	0.7	0.7	2.1	2.3	2.1	2.3	3.0	2.3	1.9	1.6
90°	0.0	0.0	0.0	0.0	0.0	0.0	0.0	0.0	0.0	0.0	0.0



REPORT NUMBER: P141703

CATALOG NUMBER: ECM-F01-LED-E1-T2-8030

**CANDELA DISTRIBUTION (continued):**

	55°	60°	65°	70°	75°	80°	83°	85°	90°	95°	100°
0°	190.2	190.2	190.2	190.2	190.2	190.2	190.2	190.2	190.2	190.2	190.2
2.5°	196.5	196.0	194.9	194.4	193.0	192.1	191.6	191.1	190.4	189.5	188.8
5°	205.1	203.7	202.1	201.1	199.3	197.4	196.7	195.8	194.2	192.8	191.1
7.5°	214.1	212.5	210.6	208.6	206.7	204.6	203.7	202.8	200.4	198.6	196.2
10°	223.9	221.6	219.5	217.6	216.0	213.7	212.0	211.3	209.3	206.5	204.1
12.5°	233.2	230.6	228.5	226.2	224.6	222.7	221.1	220.4	218.8	216.2	214.4
15°	242.9	240.4	238.1	236.4	234.6	233.4	232.5	231.3	230.6	228.5	227.6
17.5°	253.4	251.1	249.0	247.6	246.9	246.6	246.4	245.9	245.3	243.9	243.2
20°	265.2	263.1	262.4	262.2	262.4	262.7	263.1	263.1	263.4	262.4	262.2
22.5°	276.6	276.6	277.8	279.2	280.6	281.5	282.2	281.2	281.5	282.9	284.0
25°	289.1	291.2	294.3	296.6	298.7	300.3	301.2	301.7	302.2	304.2	306.3
27.5°	302.6	305.9	310.3	313.3	317.2	319.8	321.7	321.4	322.1	324.9	328.6
30°	319.3	322.6	327.2	331.4	336.8	340.5	341.2	340.7	341.6	344.2	351.6
32.5°	342.8	343.5	346.5	350.7	356.5	360.2	360.9	362.1	364.2	368.8	377.9
35°	375.8	372.8	372.5	374.4	380.0	387.2	387.8	388.5	389.5	395.5	407.6
37.5°	420.4	408.1	400.6	394.8	395.5	398.1	399.5	399.9	402.2	411.5	432.0
40°	476.3	453.3	436.9	420.4	414.3	414.8	415.3	414.8	419.4	433.8	460.5
42.5°	537.6	517.4	488.6	454.5	437.3	431.7	432.4	432.9	440.1	461.0	490.7
45°	602.7	589.7	556.2	502.8	465.9	451.7	451.3	452.2	464.0	493.5	524.9
47.5°	659.8	663.1	638.4	575.7	512.3	476.3	473.3	474.9	494.2	525.8	557.6
50°	705.1	726.5	724.6	674.9	587.6	518.8	508.2	510.5	533.2	566.0	594.5
52.5°	739.2	782.7	810.5	790.8	714.9	595.9	568.3	564.4	592.9	627.5	645.2
55°	762.0	832.4	905.5	939.7	908.8	762.5	690.2	681.6	712.5	756.7	764.3
57.5°	777.1	892.8	1050.2	1182.1	1224.2	1098.8	1008.2	972.2	994.7	1041.4	1031.4
60°	752.0	916.7	1224.9	1461.3	1580.9	1549.8	1449.0	1394.6	1352.6	1349.1	1293.6
62.5°	655.9	859.8	1295.7	1594.1	1762.3	1801.1	1783.2	1718.8	1602.5	1537.9	1412.5
65°	494.7	704.4	1245.3	1583.9	1741.6	1827.5	1885.8	1839.6	1663.1	1551.4	1384.6
67.5°	316.1	454.7	1035.8	1461.1	1609.2	1705.8	1822.4	1801.3	1575.8	1433.2	1251.8
70°	230.9	252.0	702.8	1236.7	1399.7	1484.7	1645.0	1635.7	1381.9	1221.6	1041.9
72.5°	265.9	187.9	385.3	923.9	1050.0	1116.9	1208.6	1186.1	965.4	854.2	726.9
75°	299.8	210.2	217.1	548.1	586.7	539.7	552.3	479.6	374.1	331.6	326.8
77.5°	252.5	263.6	196.9	235.5	216.9	156.3	117.1	91.7	71.8	77.1	85.7
80°	146.8	296.3	260.6	122.6	137.5	109.4	48.8	40.4	33.4	33.9	34.4
82.5°	45.3	185.1	366.7	149.8	136.1	154.2	44.8	27.4	22.1	24.9	28.1
85°	15.1	77.6	294.0	157.2	88.0	82.2	19.7	13.5	11.1	15.6	22.1
87.5°	3.7	18.8	54.6	20.7	13.0	7.9	6.7	4.9	5.3	9.8	13.7
90°	0.0	0.0	0.0	0.0	0.0	0.0	0.0	0.0	0.0	0.0	0.0





REPORT NUMBER: P141703

CATALOG NUMBER: ECM-F01-LED-E1-T2-8030

**CANDELA DISTRIBUTION (continued):**

	105°	110°	115°	120°	125°	130°	135°	140°	145°	150°	155°
0°	190.2	190.2	190.2	190.2	190.2	190.2	190.2	190.2	190.2	190.2	190.2
2.5°	188.4	187.7	187.0	186.5	185.8	185.8	185.1	185.1	184.2	183.7	183.7
5°	189.7	188.4	187.2	186.0	184.9	184.4	183.5	183.0	182.1	181.4	180.9
7.5°	194.4	192.5	191.1	189.7	188.4	187.7	186.7	185.8	185.6	185.1	184.6
10°	202.3	199.7	198.6	197.6	195.8	195.3	194.4	193.7	193.0	192.3	192.5
12.5°	212.5	210.6	210.2	208.3	207.9	207.2	205.8	205.3	203.4	202.1	201.4
15°	225.5	224.8	224.8	223.9	222.5	221.3	219.2	218.1	214.8	212.7	210.4
17.5°	242.7	242.0	242.2	241.3	239.7	237.6	235.3	231.8	226.9	223.2	218.5
20°	262.7	262.4	262.9	262.2	260.1	257.3	251.8	246.6	239.9	233.2	228.1
22.5°	285.0	286.1	286.6	284.7	282.4	276.6	270.6	263.1	254.1	245.3	238.1
25°	308.7	311.4	313.1	310.5	307.7	300.3	291.2	281.2	268.5	257.8	248.3
27.5°	331.9	337.7	340.0	338.6	334.2	323.7	311.7	298.4	282.9	268.7	256.4
30°	359.5	367.2	371.4	369.3	360.7	347.0	332.3	314.5	294.7	277.8	262.9
32.5°	388.5	398.1	401.1	396.7	384.1	366.9	347.9	326.1	303.8	284.3	267.5
35°	420.8	429.7	430.4	421.8	405.3	383.4	359.7	333.5	308.0	286.1	267.8
37.5°	448.9	457.8	457.1	444.3	424.3	397.1	366.9	335.1	305.4	280.6	260.6
40°	478.4	488.2	482.8	466.3	440.6	406.0	367.9	329.6	295.6	268.5	246.6
42.5°	509.5	513.7	504.2	483.5	450.3	405.7	360.0	316.3	280.3	250.1	227.1
45°	538.1	534.9	521.2	493.5	449.6	395.7	344.4	299.8	259.9	229.7	207.2
47.5°	563.7	553.4	532.3	493.5	438.7	378.1	324.4	278.5	238.7	208.3	186.0
50°	591.3	569.9	537.0	484.9	419.0	356.7	303.3	257.1	216.2	185.1	160.7
52.5°	628.0	589.7	537.0	469.4	398.5	335.1	281.0	232.2	190.0	157.5	133.3
55°	713.9	631.0	546.2	460.8	380.4	312.4	254.5	200.2	159.1	128.0	108.0
57.5°	882.8	721.6	592.9	476.6	373.7	287.8	220.4	164.7	125.6	99.6	82.9
60°	1023.3	794.7	630.8	488.6	362.8	255.9	178.6	126.1	93.4	73.6	62.7
62.5°	1059.5	795.7	615.2	457.3	318.6	208.3	131.7	86.9	64.1	53.4	47.6
65°	968.9	703.7	523.2	373.0	242.7	144.7	82.4	52.7	42.7	39.0	36.7
67.5°	814.5	560.6	387.8	260.1	153.0	79.7	46.2	36.2	32.5	31.4	30.2
70°	624.7	393.9	252.5	152.4	80.1	41.3	33.0	29.7	28.1	27.4	26.5
72.5°	385.1	232.7	137.3	73.2	39.9	31.6	29.5	28.3	26.2	25.3	24.4
75°	163.5	99.9	56.9	37.2	32.0	30.2	28.6	27.2	25.5	24.2	23.2
77.5°	55.0	38.1	33.7	32.5	32.0	30.2	28.1	26.2	24.6	23.0	22.1
80°	33.4	30.4	31.1	30.9	32.0	30.0	27.2	25.1	23.2	21.6	20.4
82.5°	29.0	28.8	29.5	30.2	31.8	28.8	25.5	22.5	20.2	18.6	17.4
85°	25.1	25.5	26.0	26.5	27.4	24.4	20.7	17.9	16.0	13.9	13.0
87.5°	16.7	18.1	19.0	19.3	18.6	11.6	6.7	7.9	8.1	7.0	6.3
90°	0.0	0.0	0.0	0.0	0.0	0.0	0.0	0.0	0.0	0.0	0.0



REPORT NUMBER: P141703

CATALOG NUMBER: ECM-F01-LED-E1-T2-8030

**CANDELA DISTRIBUTION (continued):**

	160°	165°	170°	175°	180°
0°	190.2	190.2	190.2	190.2	190.2
2.5°	183.0	182.8	183.5	182.8	182.8
5°	180.7	180.5	180.5	180.5	180.0
7.5°	184.4	184.2	183.9	183.9	183.7
10°	191.6	191.4	191.4	191.1	191.1
12.5°	200.2	199.3	199.0	198.6	198.8
15°	208.6	206.0	205.3	204.6	203.9
17.5°	215.1	212.0	210.4	209.0	209.0
20°	223.2	219.2	217.1	215.1	215.1
22.5°	232.5	227.1	224.3	222.0	221.1
25°	240.1	233.4	229.5	226.7	226.0
27.5°	245.9	237.4	232.2	229.0	228.1
30°	250.6	240.8	234.8	231.3	229.9
32.5°	253.6	242.9	236.4	232.9	231.5
35°	252.0	240.6	232.7	228.5	227.6
37.5°	243.9	231.8	222.5	218.1	216.5
40°	229.0	216.0	206.2	200.9	200.0
42.5°	209.5	196.5	187.2	181.6	179.1
45°	188.6	175.1	166.3	161.2	158.2
47.5°	166.1	152.8	143.8	138.7	136.6
50°	142.4	129.6	121.9	116.4	114.3
52.5°	117.7	106.4	98.7	94.1	91.7
55°	94.3	85.0	78.5	75.5	73.9
57.5°	73.6	67.6	63.9	62.0	60.8
60°	57.1	54.1	52.7	51.3	51.6
62.5°	44.6	43.9	43.4	42.7	43.0
65°	36.0	35.5	35.8	35.5	35.8
67.5°	29.5	29.7	30.2	30.2	30.4
70°	26.0	26.2	26.7	26.7	26.7
72.5°	24.2	24.6	25.1	24.9	24.9
75°	22.8	23.9	24.9	23.9	23.0
77.5°	21.4	24.2	26.7	24.6	22.1
80°	19.5	25.5	28.6	24.9	21.1
82.5°	18.6	24.6	25.1	21.6	18.6
85°	17.2	27.9	29.0	19.7	14.2
87.5°	8.8	16.7	19.3	13.2	7.2
90°	0.0	0.0	0.0	0.0	0.0

(END OF REPORT)